



SOUTH AFRICA

Ranked as an upper middle income country by the World Bank, South Africa is presently one of the largest economies on the African Continent with abundant supply of natural resources.

With a population about 52 Million, South Africa has a well-developed financial, legal, communication, energy and transport sector. Its stock exchange is the 16th largest in the world.

SOUTH AFRICA IN FIGURES

- **Population:** 52.98 million (mid 2013 est.)
- **Official Languages :** 11 Languages (English, isiZulu, isiXhosa, Isindebele, Afrikaans, Siswati , Sesotho Sa Leboa, Sesotho, Setswana, Tshivenda, Xitsonga)
- **Capital:** Pretoria (Administrative)
- **Area:** 1,219,090 sq. km
- **Neighbouring Countries:** Botswana, Lesotho, Mozambique, Namibia, Swaziland, Zimbabwe
- **GDP:** US \$ 335.4 Billion
- **GDP Per Capita:** US \$ 11,500 (2013 est.)
- **Inflation Rate:** 5.67%
- **Unemployment:** 24.9%
- **Currency:** South African Rand
- **Time:** GMT +2
- **Value Added Tax:** 14% (Tourists may apply for refund for purchases over R250 on departure)

ECONOMIC OVERVIEW

- South Africa's economy was primarily built on primary and secondary industries, such as mining and manufacturing, but in recent decades, and in line with global developments, growth has shifted to the tertiary industries.
- Presently, industries that contribute to the economy include finance, real estate and business services; manufacturing; and wholesale and retail trade. Despite long periods of positive economic growth, unemployment remains one of the key challenges faced by South Africa.

GDP growth (annual %)



TRADE BETWEEN MAURITIUS AND SOUTH AFRICA

Mauritius Total Exports to South Africa

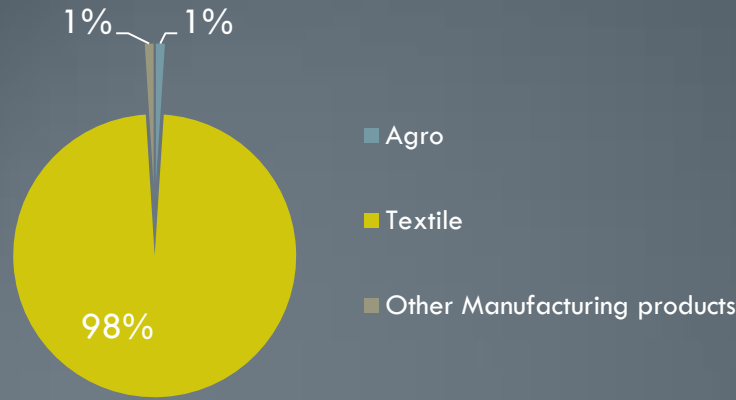
	Total Export (Rs. Million)		
	2011	2012	2013
Africa	13,140	15,916	15,066
South Africa	4,983	6,693	6,039
South Africa Total Exports as a % of Africa Exports	38%	42%	40%

Mauritius Domestic Exports to South Africa

	Domestic Export (Rs. Million)		
	2011	2012	2013
Africa	8,604	10,534	9,864
South Africa	4,588	6,339	5,636
South Africa Domestic Exports as a % of Africa Exports	53%	60%	57%

Mauritius Domestic Exports by Sector

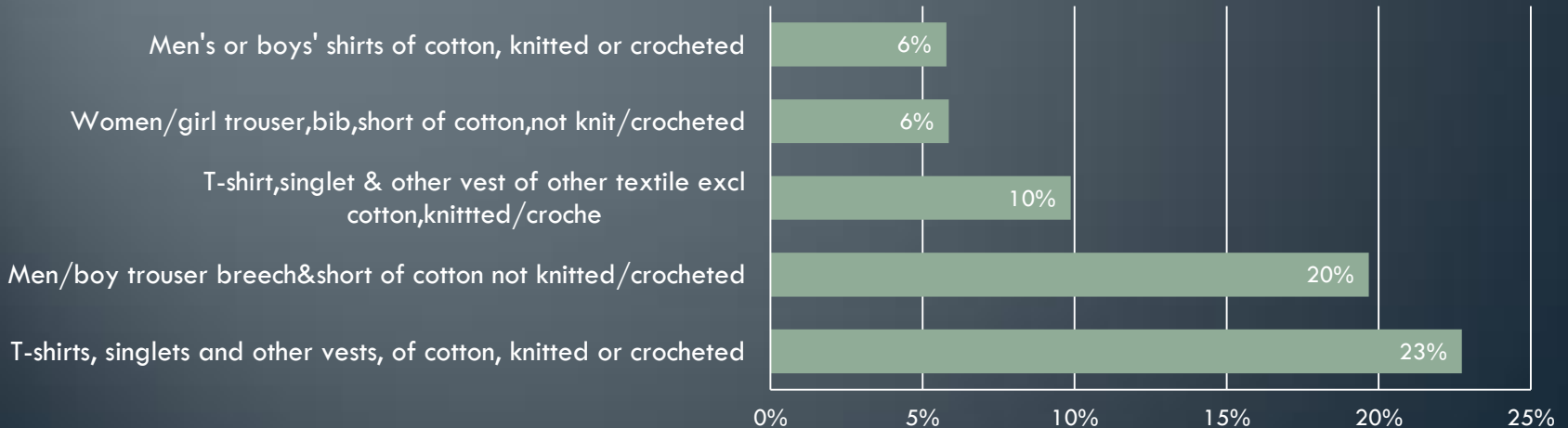
DOMESTIC EXPORTS BY SECTOR



Mauritius main export product is Textile, representing 98% of Mauritius Domestic Exports.

SECTORS	Rs.
Agro	57,724,439
Textile	5,522,177,636
Other Manufacturing products	56,328,326

Main Textile Products exported to South Africa

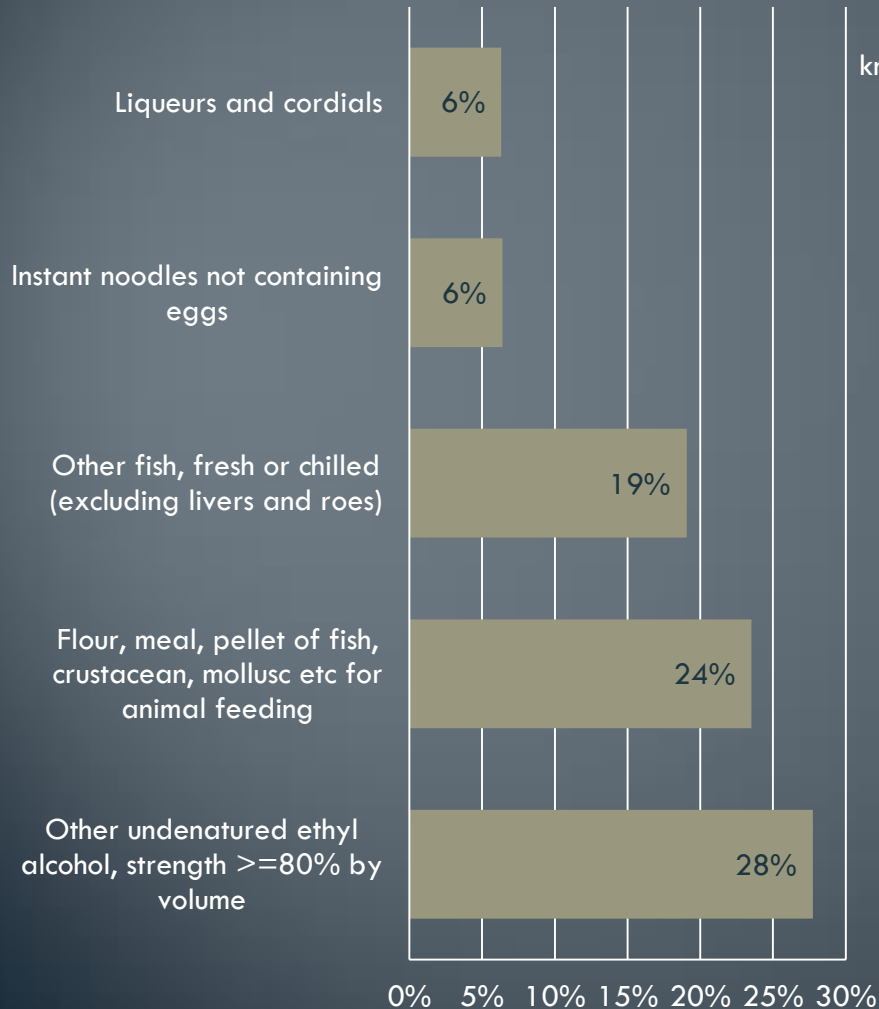


Top 10 Exports Products

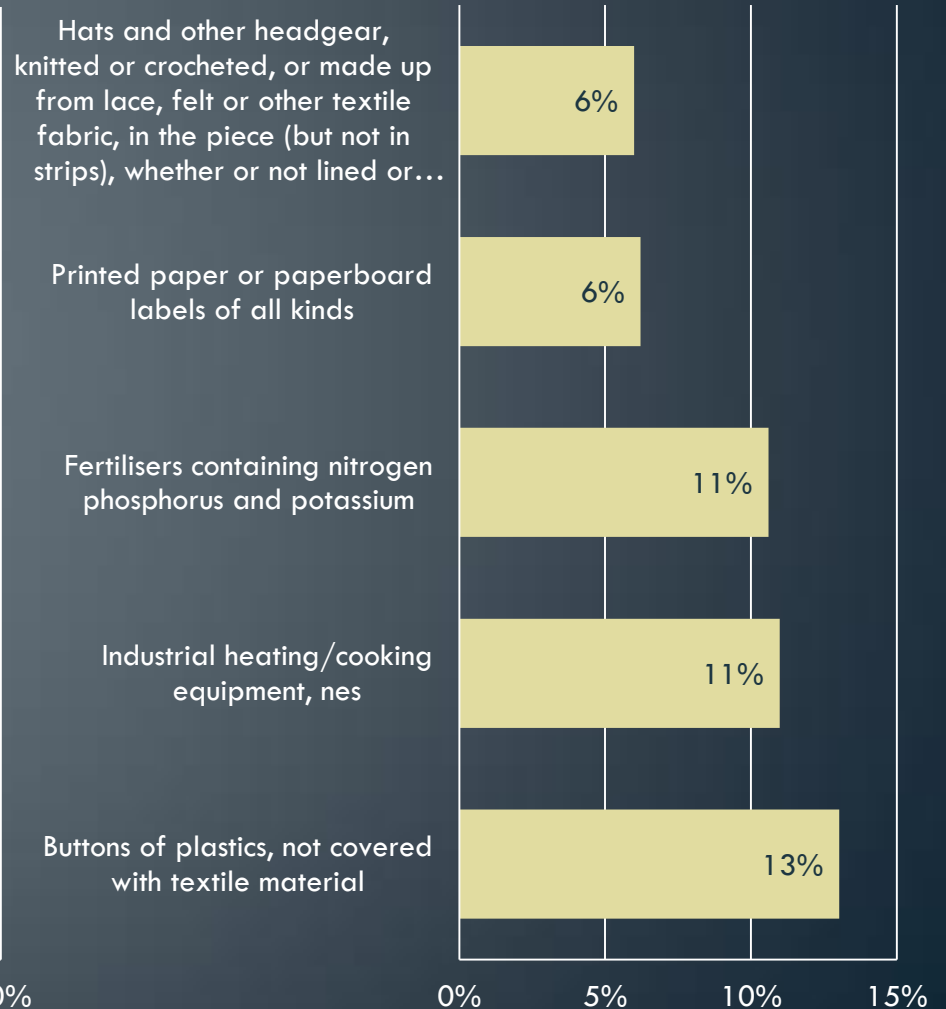
HS	Description of goods	Free on board (in Mauritian Rupee)	% of Domestic Exports
61	T-shirts, singlets and other vests, of cotton, knitted or crocheted	1,255,622,483	22.28%
62	Men/boy trouser breech&short of cotton not knitted/crocheted	1,086,721,608	19.28%
61	T-shirt,singlet & other vest of other textile excl cotton,knitted/croche	545,131,161	9.67%
62	Women/girl trouser,bib,short of cotton,not knit/crocheted	323,756,262	5.74%
61	Men's or boys' shirts of cotton, knitted or crocheted	319,315,342	5.67%
60	Other knitted or crocheted fabrics, of cotton, dyed	196,831,008	3.49%
62	Other men's or boys shirts of cotton	188,421,985	3.34%
61	Jerseys, pullovers, cardigan,waist-coat etc of cotton,knitted/crocheted	114,048,262	2.02%
61	W/girls trouser ,bib,breech,short,etc of cotton knitted/crocheted	108,346,670	1.92%
61	Women's or girls' nightdresses & pyjama of cotton , knitted/crocheted	100,845,743	1.79%

Main Agro and Other Manufacturing Products exported in 2013

AGRO



OTHER MANUFACTURING PRODUCTS



SOUTH AFRICA EXPORTS TO SADC

- Strategically located, South Africa is the access point towards the Southern African countries, with exports towards the SADC countries representing US \$23.7 million, 25% of its total exports to the world.

SA EXPORTS TO SADC COUNTRIES

